

Product Guide



**SMART
MOON**

Model : SMART MOON

Power supply : AC 110~120V 60Hz

AC 230/240/250V 50/60Hz

Lamp : BVM 230V 300W (230~250V)

BVM 120V 300W (110~120V)

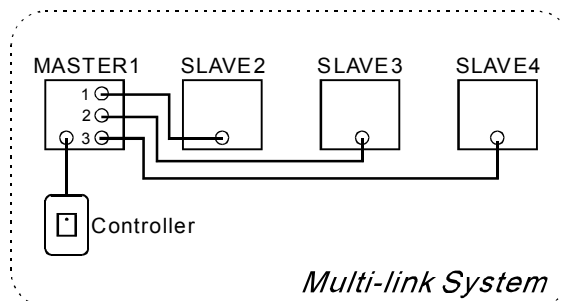
Fuse : 5A (230~250V)

6.3A (110~120V)

Dimensions : 250x130x140mm

Weight : 2.8kgs (master)

2.6kgs (slave)



- * The new Smart Series is a new concept of Master/Slave Linkage System.
- * 4pcs as one set, pre programmed show for immediate operation.
- * Come with easy controller for stand by.
- * Come with 2 pieces of DMX cable in 2m and 1 piece in 3m for connection.
- * Good for any mobile DJ, band, pub and stage lighting show.
- * Smart Moon has 50 patterns with strobe/ chasing/ rotating/ sound activated effects.

⚠ CAUTION:

- * Please confirm power input is matched with that specified on this unit.
- * Plug in power cord to turn the power on.
- * Remember to always replace with same lamp.
- * For safety, disconnect power cable when not using.
- * High voltage inside. Please don't open the fixture for any parts repair or replacement purpose while connecting with power.

Product Guide



**SMART
BEAM**

Model : SMART BEAM

Power supply : AC 110~120V 60Hz

AC 230/240/250V 50/60Hz

Lamp : BVM 230V 300W (230~250V)

BVM 120V 300W (110~120V)

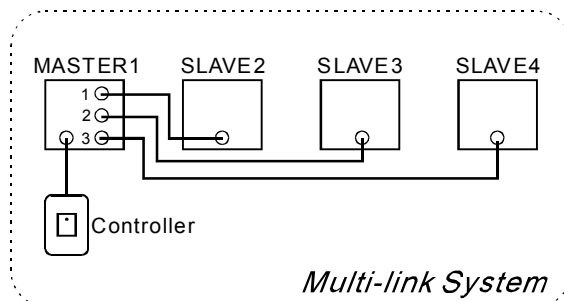
Fuse : 5A (230~250V)

6.3A (110~120V)

Dimensions : 290x300x135mm

Weight : 3.4kgs (master)

3.2kgs (slave)




- * The new Smart Series is a new concept of Master/Slave Linkage System.
- * 4pcs as one set, pre programmed show for immediate operation.
- * Come with easy controller for stand by.
- * Come with 2 pieces of DMX cable in 2m and 1 piece in 3m for connection.
- * Good for any mobile DJ, band, pub and stage lighting show.
- * Smart Beam has 50 patterns with strobe/ chasing/ sound activated effects.

⚠ CAUTION:

- * Please confirm power input is matched with that specified on this unit.
- * Plug in power cord to turn the power on.
- * Remember to always replace with same lamp.
- * For safety, disconnect power cable when not using.
- * High voltage inside. Please don't open the fixture for any parts repair or replacement purpose while connecting with power.

Product Guide



Model : SMART RAY

Power supply : AC 110~120V 60Hz

AC 230/240/250V 50/60Hz

Lamp : BVM 230V/300W (230~250V)

BVM 120V/300W (110~120V)

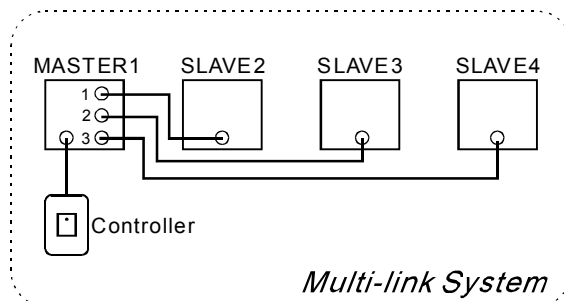
Fuse : 5A (230~250V)

6.3A (110~120V)

Dimensions : 228x228x335mm

Weight : 2.5kgs (master)

2.3kgs (slave)




- * Creates bright beams of white light and strobe effect. Four head units controlled by a multiple-function.
- * Sound-activated chase program embedded in the master. Slaves interchangeable with all multi-link system fixtures.
- * 31 patterns sound-activated, 19 patterns automatic, chase flash, all on.
- * Multi-link system. Lightweight.

⚠ CAUTION:

- * Please confirm power input is matched with that specified on this unit.
- * Plug in power cord to turn the power on.
- * Remember to always replace with same lamp.
- * For safety, disconnect power cable when not using.
- * High voltage inside. Please don't open the fixture for any parts repair or replacement purpose while connecting with power.

Product Guide

SMART
GOBO



Model : SMART GOBO

Power supply : AC 120V 60Hz

AC 230/240/250V 50/60Hz

Lamp : EFP 12V 100W

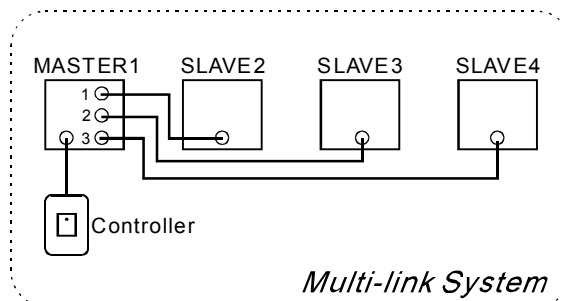
Fuse : 5A (110~120V)

3A (230~250V)

Dimensions : 265X240X130mm

Weight : 6.4kgs (master)

6.2kgs (slave)




- * New Smart Series, providing various gobo effects.
- * A wheel with 8 gobos on it. You can change the gobo by moving the wheel with your finger.
- * Comes with an easy controller CA-6S (equipped with 10 meters of cable and 1/4" stereo plug) and 3 pcs of connecting cables.
- * Focus adjustable and fan cooling.

⚠ CAUTION:

- * Please confirm power input is matched with that specified on this unit.
- * Plug in power cord to turn the power on.
- * Remember to always replace with same lamp.
- * For safety, disconnect power cable when not using.
- * High voltage inside. Please don't open the fixture for any parts repair or replacement purpose while connecting with power.

Product Guide

SMART
FIESTA



Model : SMART FIESTA

Power supply : AC 120V 60Hz

AC 230/240/250V 50/60Hz

Lamp : EFP 12V 100W

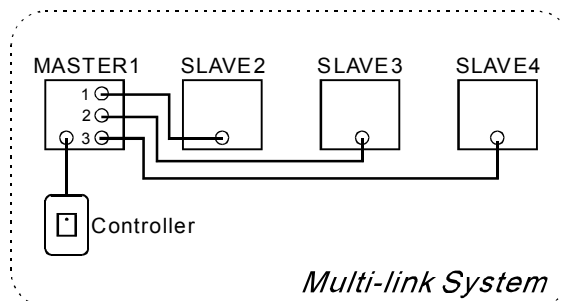
Fuse : 5A (110~120V)

3A (230~250V)

Dimensions : 265X240X130mm

Weight : 6.4kgs (master)

6.2kgs (slave)



- * New Smart Series, providing various gobo effects.
- * A wheel with 8 gobos on it. You can change the gobo by moving the wheel with your finger.
- * Comes with an easy controller CA-6S (equipped with 10 meters of cable and 1/4" stereo plug) and 3 pcs of connecting cables.
- * Focus adjustable and fan cooling.

⚠ CAUTION:

- * Please confirm power input is matched with that specified on this unit.
- * Plug in power cord to turn the power on.
- * Remember to always replace with same lamp.
- * For safety, disconnect power cable when not using.
- * High voltage inside. Please don't open the fixture for any parts repair or replacement purpose while connecting with power.